

# Hotchkiss! Hotchkiss!! Hotchkiss!!!

**No Water Jacket** . . . . one well-aimed shot in water jacket . . . . !!

**A Fighting Machine** . . . . not a delicate toy, but built to fight !!

**No Small Parts** . . . . they break and get lost !!

**Safety** . . . . chamber is clear when firing . . . . no fatal didn't-know-it-was-loaded accidents !!

**Simplicity** . . . . only 26 parts !!

**Weight** . . . . can't be lighter and still have them all !!

**Single Shots** . . . the "Hotchkiss" alone does this !!

When you equal these times you **KNOW** your "Hotchkiss"

250 rounds per minute	-	Firer alone.
400 " "	-	Firer and aid loading.
Stripping	- - - -	35 seconds.
Assembling	- - - -	75 "
Changing Firing Pin	-	30 "
Changing Extractor (Fig. 11)	-	15 "
Changing Hot Barrel	-	15 "

DEMO  
dimensione ridotta

500  
291



# Hotchkiss Portable Machine Gun

HANDBOOK

DEMO




dimensione ridotta





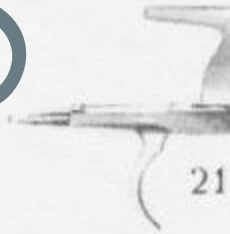


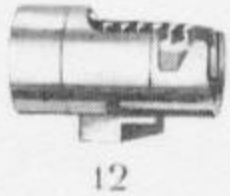
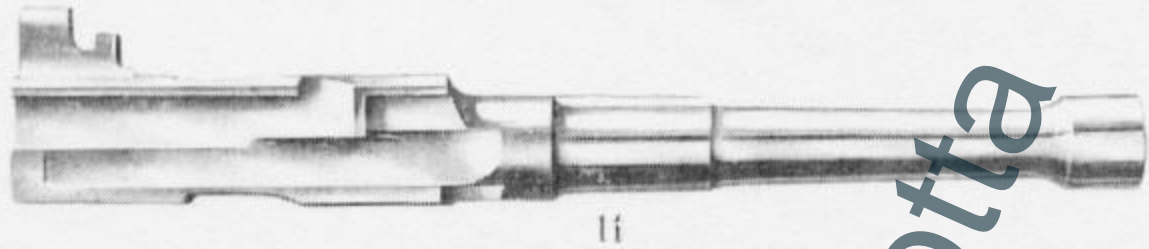
DEMO  
dimensione ridotta

Infantry model with elevating gear.  
PLATE I




DEMO  
dimensione ridotta

External Parts.  
DISEN II



Working Parts.  
PLATE III



DEMO  
dimensione ridotta

# HOTCHKISS PORTABLE MACHINE GUN.

## COMPONENT PARTS.

- |                       |              |                            |
|-----------------------|--------------|----------------------------|
| 1. Barrel :           |              | 9. Barrel Rest.            |
| Trunnion Ring         | } Assembled. | 10. Elevating Mechanism    |
| Gas Nozzle Ring       |              | Outer Screw                |
| Orifice Screw         |              | Inner Screw                |
| Gas Cylinder Support  |              | Base                       |
| Front Sight Carrier   |              |                            |
| Front Sight           |              | 11. Piston.                |
| 2. Regulator.         |              | 12. Fermeture Nut          |
| 3. Receiver :         |              | 13. Breech Block.          |
| Bottom Plate          | } Assembled. | 14. Extractor.             |
| Front Feed Guide      |              | 15. Firing Pin             |
| Rear Feed Guide       |              | 16. Ejector.               |
| Cartridge Base Stop   |              | 17. Ejector Cap.           |
| Feed Piece Cover      |              | 18. Cartridge Stop.        |
| Closing Spring        |              | 19. Cartridge Stop Holder. |
| Rear Sight Base       |              | 20. Sear.                  |
| Rear Sight Screw      | 21. Trigger. |                            |
| 4. Hand Guard :       |              | 22. Feed Piece.            |
| Catches for Legs      | } Assembled. | 23. Feed Spring.           |
| Catch Spring          |              | 24. Recoil Spring.         |
| 5. Locking Nut.       |              | 25. Ejector Spring.        |
| 6. Locking Screw.     |              | 26. Sear Spring.           |
| 7. Cocking Handle.    |              | 27. Cartridge Stop Spring. |
| 8. Guard with Stock : |              | 28. Extractor Spring.      |
| Recoil Spring Seat    | } Assembled. |                            |
| Shoulder Strap        |              |                            |
| Elevating Screw Tube  |              |                            |
| Elevating Screw Slide |              |                            |
| Slide Spring          |              |                            |

## ACCESSORIES.

- |                            |                           |
|----------------------------|---------------------------|
| One dismounting wrench.    | One cleaning brush.       |
| One ejector key.           | One gas cylinder cleaner. |
| One hand extractor.        | One oil can.              |
| One cleaning rod complete. | One front sight cover.    |
| Two wire brushes.          |                           |

## GENERAL DESCRIPTION.

The gun comprises a single barrel, receiver, guard and stock rigidly assembled. Guided in the receiver parallel to and below the barrel is the piston which by its reciprocating motion assures the automatic action of the gun. This reciprocating motion is brought about as follows: When the bullet in its passage through the bore has passed a port connecting the bore with the gas nozzle, a small portion of the powder gas issues from the nozzle and, impinging in the cup-shaped forward extremity of the piston, throws it to the rear. The recoil spring compressed by the piston in its rearward movement now returns the piston to its initial position.

In its movement to the rear the piston, which is accompanied by the breech block, opens the breech, extracts and ejects the spent cartridge case, and brings a fresh cartridge to the loading position. In its forward movement a cartridge is pushed into the chamber, the breech locked, and the shot fired.

The cartridges are fed into the gun on flat, tempered steel strips of 30 rounds each.

A folding barrel rest is provided for steadying the barrel when firing in the prone position which will ordinarily be taken.

For aircraft the gun is mounted on a crutch, and the stock may be replaced by a pistol grip.

The operation of the gun requires but one man, who loads and fires. If a second operator loads, the speed of fire is increased from 250 to 400 rounds per minute.





PLATE X.

Belgian Cavalry.



PLATE XI.

Bosnian Cavalry.