

UNCLASSIFIED

TABLE OF CONTENTS

Index to Standard Map Symbols [REDACTED]
Starboard Center and Port Profiles of Beaches
Vertical Photograph of Southern Half of Island
with Beaches Superimposed
Situation Map (3 sheets)
Installations by Target Area Square (5 sheets)

SOUTHERN BEACHES

Oblique Profile with Installations, Beach GREEN 1
Photos and Profiles, Beach GREEN 1
Study, GREEN Beach 1
Oblique Profile with Installations, Beach RED 1
Photos and Profiles, Beach RED 1
Study, Beach RED 1
Oblique Profile with Installations, Beach RED 2
Photos and Profiles, Beach RED 2
Study, Beach RED 2
Oblique Profile with Installations, Beach YELLOW 1
Photos and Profiles, Beach YELLOW 1
Study, Beach YELLOW 1
Oblique Profile with Installations, Beach YELLOW 2
Photos and Profiles, Beach YELLOW 2
Study, Beach YELLOW 2
Oblique Profile with Installations, Beach BLUE 1
Photos and Profiles, Beach BLUE 1
Study, Beach BLUE 1
Oblique Profile with Installations, Beach BLUE 2
Photos and Profiles, Beach BLUE 2
Study, Beach BLUE 2

WESTERN BEACHES

Photos and Profiles, Beach ORANGE 1
Study, Beach ORANGE 1
Photos and Profiles, Beach ORANGE 2
Study, Beach ORANGE 2
Photos and Profiles, Beach WHITE 1
Study, Beach WHITE 1
Photos and Profiles, Beach WHITE 2
Study, Beach WHITE 2
Photos and Profiles, Beach BROWN 1
Study, Beach BROWN 1
Photos and Profiles, Beach BROWN 2
Study, Beach BROWN 2
Photos and Profiles, Beach PURPLE 1
Study, Beach PURPLE 1

[REDACTED]

STANDARD MAP SYMBOLS

	COASTAL DEFENSE GUN		UNDERGROUND ENTRANCE OR DUGOUT
	COASTAL DEFENSE GUN POSITION (EMPTY)		AMMUNITION STORAGE
	DUAL MOUNT DUAL PURPOSE GUN		FUEL STORAGE
	SINGLE MOUNT DUAL PURPOSE GUN		WATER STORAGE
	DUAL PURPOSE GUN POSITION (EMPTY)		REVETMENT
	SINGLE MOUNT HEAVY AA		EMBANKMENT
	SINGLE MOUNT HEAVY AA POSITION (EMPTY)		EXCAVATION
	AUTOMATIC AA		TRENCH
	AUTOMATIC AA POSITION (EMPTY)		ANTI-TANK TRENCH
	ANTI-TANK GUN		BOAT BARRIER
	ANTI-TANK GUN POSITION (EMPTY)		ANTI-TANK BARRIER
	ARTILLERY EMPLACEMENT		MAIN ROAD
	ARTILLERY EMPLACEMENT (EMPTY)		SECONDARY ROAD
	COVERED ARTILLERY EMPLACEMENT		TRAIL
	BLOCKHOUSE		SINGLE TRACK RAILROAD
	PILLBOX		DOUBLE TRACK RAILROAD
	MACHINE GUN		PIPE LINE
	MACHINE GUN POSITION (EMPTY)		TELEPHONE LINE
	RIFLE PIT OR FOXHOLE		BARBED WIRE
	EMPTY REVETMENT		DRAINAGE DITCH
	CAMOUFLAGED POSITION		POWER LINE
	COMMAND POST		LOOSE STORES
	RADIO DIRECTION FINDER		CULTIVATED AREA
	RANGE FINDER		UNIDENTIFIED INSTALLATION
	RADAR		DAMAGED INSTALLATION
	SEARCHLIGHT		EMERGENCY LANDING FIELD
	RADIO TOWER		LANDING FIELD (SUITABLE FOR BOMBERS)
	OBSERVATION TOWER		LANDING FIELD (SUITABLE FOR FIGHTERS)
	MAST OR TOWER		LANDING FIELD (WITH COMPLETE FACILITIES)
	BUILDING		EMERGENCY ANCHORAGE
	REVETTED BUILDING		SHIP ANCHORAGE
	UNFINISHED BUILDING OR PLATFORM		SHIP ANCHORAGE (WITH FACILITIES)
	TENT		EMERGENCY SEAPLANE ANCHORAGE
	GROUP OF TENTS		SEAPLANE ANCHORAGE
	AIR RAID SHELTER		SEAPLANE ANCHORAGE (WITH FACILITIES)
	EARTH COVERED STRUCTURE		

DOTTED SYMBOLS INDICATE POSSIBLE INSTALLATIONS


THIS PUBLICATION WILL CHANGE TO RESTRICTED IN THE COMBAT AREA

STARBOARD, CENTER & PORT PROFILES OF BEACHES

AS INDICATED ON INDEX MAP

From Aerial photographs and Special Air & Gunnery Target Map, Cin Pac-Cin Poa, Oct 1944
The ratio of the Horizontal Scale to the Vertical Scale = 1 to 1
Prepared by AC of S. G-2-V-Amphibious Corps

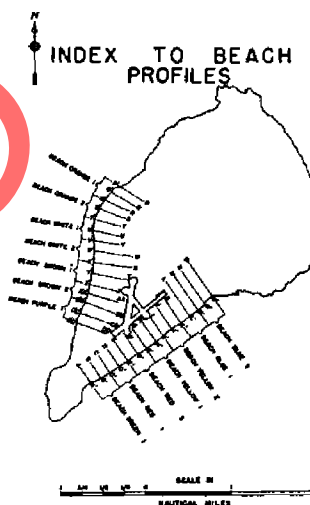
SOUTHEASTERN BEACH PROFILES




WESTERN BEACH PROFILES



INDEX TO BEACH PROFILES



dimensionrio.com



ORANGE 2

WHITE 1

WHITE 2

BROWN 1

BROWN 2

PURPLE 1

BLUE 2

BLUE 1

YELLOW 2

YELLOW 1

RED 2

RED 1

DEMO
dimensione ridotta

APPROX.


CONFIDENTIAL



Traced from Special Air & Gunnery Target Map, CINPAC-CINPOA, R.F. = 1:10,000, Dated Oct. 1944

Contour Interval 20 feet.

R.F. = 1:10,000 Scale in yards



Prepared By ACofS, G-2 V Amphibious Corps FMF, Pac, Reproduction Section

UNCLASSIFIED

~~_____~~
Beaches
●

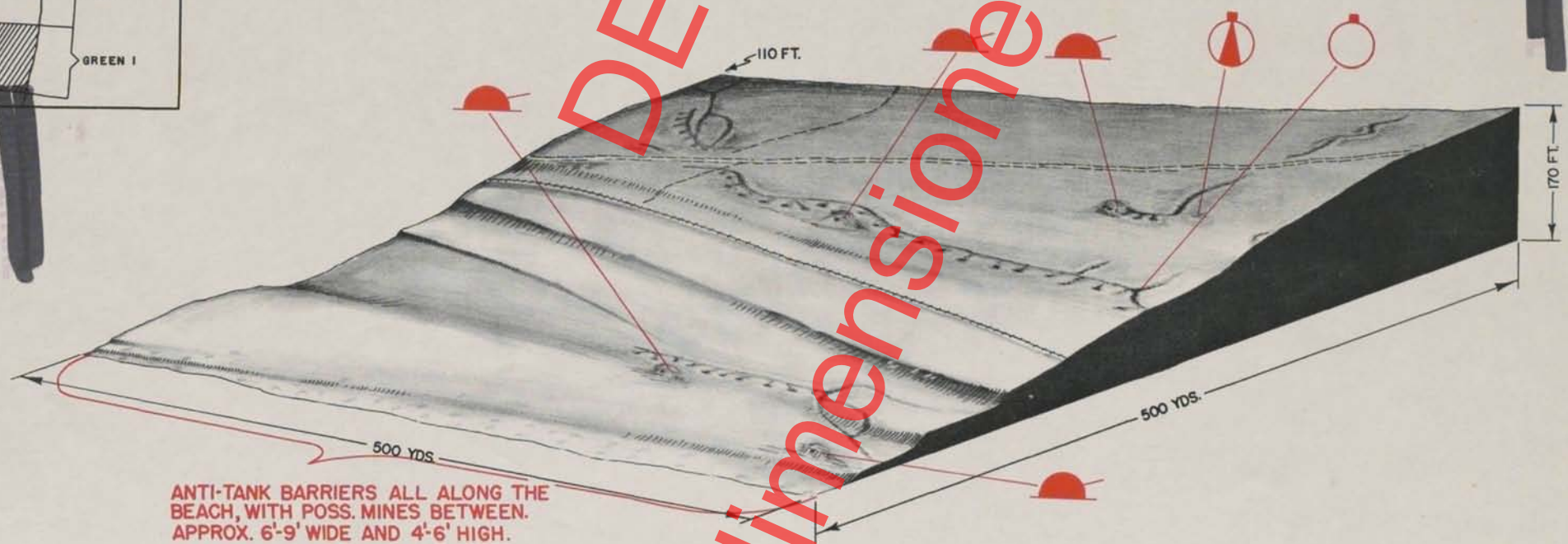
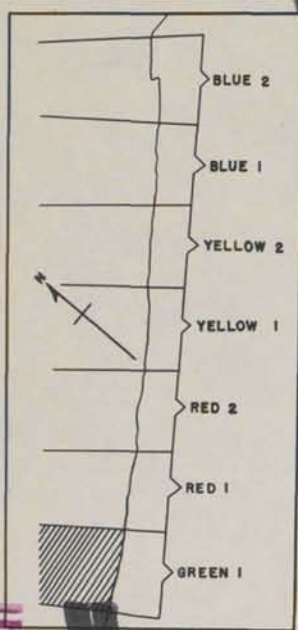
SOUTHEASTERN
SIDE



~~_____~~
UNCLASSIFIED

BEACH GREEN 1

DEMO
dimensione ridotta



ANTI-TANK BARRIERS ALL ALONG THE BEACH, WITH POSS. MINES BETWEEN. APPROX. 6'-9" WIDE AND 4'-6" HIGH.

UNCLASSIFIED

UNCLASSIFIED